







2014 NCAA Championships - Finals

Team Results

Apr 11, 2014

Rank	Gym	Team	Score						
1	Michigan	X	445.050	76.050 2	75.100 1	73.200 1	74.200 3	75.950 1	70.550 5
2	Oklahoma	X	441.650	76.100 1	73.850 2	72.650 3	75.000 1	72.600 4	71.450 3
3	Stanford	X	436.300	74.150 4	70.800 6	72.200 5	73.400 4	74.900 2	70.850 4
4	Illinois	X	435.350	73.100 6	71.150 5	73.000 2	72.200 5	72.950 3	72.950 1
5	Ohio State	X	433.500	73.200 5	71.850 4	72.600 4	74.250 2	69.800 6	71.800 2
6	Penn State	X	429.800	74.300 3	72.200 3	71.100 6	71.200 6	72.400 5	68.600 6







2014 NCAA Championships - Finals

Event Results - AA

Apr 11, 2014

Page: 1
Printed: 4/11/2014 9:53 PM

Men / SR
Session: 3

Rank	Num	Name	Gym							AA
1	515	Sam Mikulak	Michigan	16.050	15.600	14.750	15.300	16.050	13.350	91.100
2	1112	Akash Modi	Stanford	14.850	15.200	14.250	14.850	15.550	14.500	89.200
3	812	Sean Melton	Ohio State	13.900	14.750	14.550	15.150	15.250	14.800	88.400
4	307	C.J. Maestas	Illinois	15.350	13.500	15.300	14.100	14.300	14.500	87.050
5	809	Jake Martin	Ohio State	15.250	14.200	14.250	14.850	13.100	15.150	86.800
6	201	Donothan Bailey	California	14.850	15.050	13.150	14.100	14.500	14.600	86.250
7	217	Kyle Zemeir	California	15.000	13.100	14.300	14.550	14.900	14.250	86.100
8	703	Wyatt Aycock	Nebraska	13.900	14.600	12.950	14.800	15.000	14.250	85.500
9	1011	Trevor Howard	Penn State	15.200	10.850	15.000	14.800	15.500	13.750	85.100
10	404	Jack Boyle	Iowa	13.800	13.300	14.600	14.200	14.400	14.350	84.650
11	611	Ellis Mannon	Minnesota	12.500	15.150	13.850	13.000	15.000	14.200	83.700
12	118	Tim Wang	Air Force	14.150	14.950	13.400	13.850	13.450	13.200	83.000

2014 NCAA Championships - Finals

Page: 1
Printed: 4/11/2014 9:53 PM

Event Results - Floor

Men / SR
Session: 3

Apr 11, 2014



Rank	Num	Name	Gym	Diff	Exec	ND	Score	Out
1	515	Sam Mikulak	Michigan	6.400	9.650	..	16.050	0.000
2	909	Kanji Oyama	Oklahoma	6.200	9.350	..	15.550	0.500
3	1109	Michael Levy	Stanford	6.100	9.350	..	15.450	0.600
4	715	Grant Perdue	Nebraska	6.000	9.400	..	15.400	0.650
5T	1116	Sean Senters	Stanford	6.100	9.250	..	15.350	0.700
5T	307	C.J. Maestas	Illinois	6.300	9.050	..	15.350	0.700
7T	918	Colin Van Wicklen	Oklahoma	5.900	9.400	..	15.300	0.750
7T	303	Chandler Eggleston	Illinois	6.200	9.100	..	15.300	0.750
7T	506	Stacey Ervin	Michigan	6.300	9.000	..	15.300	0.750
10*	915	Alec Robin	Oklahoma	6.100	9.150	..	15.250	0.800
10*	809	Jake Martin	Ohio State	6.100	9.150	..	15.250	0.800
10T	1018	Alexis Torres	Penn State	6.200	9.050	..	15.250	0.800
13	1011	Trevor Howard	Penn State	6.800	8.500	-0.1	15.200	0.850
14T	511	Hub Humphrey	Michigan	6.000	9.150	..	15.150	0.900
14T	209	Jeffrey Langenstein	California	6.100	9.050	..	15.150	0.900
16T	905	Presten Ellsworth	Oklahoma	5.800	9.300	..	15.100	0.950
16T	820	Danny Steiner	Ohio State	5.900	9.200	..	15.100	0.950
18	823	Jeff Treleven	Ohio State	5.800	9.250	..	15.050	1.000
19T	217	Kyle Zemeir	California	6.000	9.100	-0.1	15.000	1.050
19T	410	Matt Loochtan	Iowa	6.000	9.000	..	15.000	1.050
21T	919	Raymond White	Oklahoma	5.900	9.000	..	14.900	1.150
21T	101	Denis Aurelius	Air Force	6.000	8.900	..	14.900	1.150
23T	201	Donothan Bailey	California	5.800	9.050	..	14.850	1.200
23T	518	Tristian Perez-Rivera	Michigan	6.000	8.850	..	14.850	1.200
23T	1112	Akash Modi	Stanford	6.200	8.650	..	14.850	1.200
26T	503	Syque Caesar	Michigan	5.800	8.900	..	14.700	1.350
26T	1002	Wasef Burbar	Penn State	5.900	8.800	..	14.700	1.350
28*	1008	Matthew Felleman	Penn State	5.800	8.850	..	14.650	1.400
28*	312	Cameron Rogers	Illinois	5.800	8.850	..	14.650	1.400
30T	1107	Paul Hichwa	Stanford	5.600	8.900	..	14.500	1.550
30T	1010	Craig Hernandez	Penn State	5.900	8.600	..	14.500	1.550
32	411	Matt McGrath	Iowa	6.000	8.350	..	14.350	1.700
33	610	Zach Liebler	Minnesota	5.900	8.400	..	14.300	1.750
34	306	Fred Hartville	Illinois	5.400	8.800	..	14.200	1.850
35	118	Tim Wang	Air Force	5.500	8.650	..	14.150	1.900
36	1115	Taylor Seaton	Stanford	5.600	8.400	..	14.000	2.050
37T	703	Wyatt Aycock	Nebraska	5.700	8.200	..	13.900	2.150
37T	807	Brandan Jones	Ohio State	5.800	8.100	..	13.900	2.150
37T	812	Sean Melton	Ohio State	6.000	7.900	..	13.900	2.150
40	404	Jack Boyle	Iowa	5.400	8.400	..	13.800	2.250
41	318	Alex Varga	Illinois	5.900	7.700	..	13.600	2.450
42	611	Ellis Mannon	Minnesota	5.200	7.300	..	12.500	3.550

2014 NCAA Championships - Finals

Event Results - Pommel

Apr 11, 2014



Rank	Num	Name	Gym	Diff	Exec	ND	Score	Out
1T	912	Michael Reid	Oklahoma	6.000	9.600	..	15.600	0.000
1T	515	Sam Mikulak	Michigan	6.100	9.500	..	15.600	0.000
3	1010	Craig Hernandez	Penn State	6.300	9.000	..	15.300	0.300
4	1112	Akash Modi	Stanford	6.000	9.200	..	15.200	0.400
5	611	Ellis Mannon	Minnesota	6.300	8.850	..	15.150	0.450
6T	201	Donothan Bailey	California	6.000	9.050	..	15.050	0.550
6T	814	Michael Newburger	Ohio State	6.200	8.850	..	15.050	0.550
8T	302	Logan Bradley	Illinois	5.700	9.300	..	15.000	0.600
8T	309	Chad Mason	Illinois	5.900	9.100	..	15.000	0.600
10T	206	Takahiro Kawada	California	5.700	9.250	..	14.950	0.650
10T	512	Nick Hunter	Michigan	5.800	9.150	..	14.950	0.650
10T	118	Tim Wang	Air Force	5.900	9.050	..	14.950	0.650
10T	508	Matt Freeman	Michigan	6.000	8.950	..	14.950	0.650
14T	919	Raymond White	Oklahoma	5.700	9.200	..	14.900	0.700
14T	304	Matt Foster	Illinois	5.900	9.000	..	14.900	0.700
16T	1108	Brian Knott	Stanford	5.800	9.050	..	14.850	0.750
16T	516	Nolan Novak	Michigan	6.100	8.750	..	14.850	0.750
18T	513	Dylan James	Michigan	5.700	9.050	..	14.750	0.850
18T	812	Sean Melton	Ohio State	6.100	8.650	..	14.750	0.850
20	903	Allan Bower	Oklahoma	5.600	9.100	..	14.700	0.900
21	613	Paul Montague, Jr.	Minnesota	5.800	8.850	..	14.650	0.950
22	703	Wyatt Aycok	Nebraska	5.800	8.800	..	14.600	1.000
23T	417	Doug Sullivan	Iowa	5.800	8.750	..	14.550	1.050
23T	1016	Néstor Rodríguez	Penn State	5.900	8.650	..	14.550	1.050
25	215	Kevin Wolting	California	5.200	9.250	..	14.450	1.150
26T	915	Alec Robin	Oklahoma	5.800	8.600	..	14.400	1.200
26T	1009	Preston Gall	Penn State	5.900	8.500	..	14.400	1.200
28	1007	Adrian Evans	Penn State	5.600	8.700	..	14.300	1.300
29	913	Sergey Resnick	Oklahoma	5.900	8.350	..	14.250	1.350
30	809	Jake Martin	Ohio State	6.200	8.000	..	14.200	1.400
31T	808	Misha Koudinov	Ohio State	5.600	8.450	..	14.050	1.550
31T	714	Ethan Lottman	Nebraska	5.900	8.150	..	14.050	1.550
33	807	Brandän Jones	Ohio State	5.700	8.100	..	13.800	1.800
34T	1106	David Frankl	Stanford	5.100	8.550	..	13.650	1.950
34T	1004	Leroy Clarke, Jr.	Penn State	5.700	7.950	..	13.650	1.950
34T	1117	Chris Turner	Stanford	6.000	7.650	..	13.650	1.950
37	314	Cole Smith	Illinois	5.600	8.000	..	13.600	2.000
38	602	Steffen Beck	Minnesota	5.600	7.950	..	13.550	2.050
39	307	C.J. Maestas	Illinois	5.300	8.200	..	13.500	2.100
40	1111	Andrew Misiolek	Stanford	5.700	7.750	..	13.450	2.150
41	404	Jack Boyle	Iowa	5.300	8.000	..	13.300	2.300
42	217	Kyle Zemeir	California	5.200	7.900	..	13.100	2.500
43	316	Jacob Tilsley	Illinois	5.400	7.250	..	12.650	2.950
44	1011	Trevor Howard	Penn State	4.800	6.050	..	10.850	4.750

2014 NCAA Championships - Finals

Event Results - Rings

Apr 11, 2014



Rank	Num	Name	Gym	Diff	Exec	ND	Score	Out
1	917	Michael Squires	Oklahoma	6.600	9.100	..	15.700	0.000
2	1206	Landon Funicello	W&M	6.600	9.000	..	15.600	0.100
3	307	C.J. Maestas	Illinois	6.700	8.600	..	15.300	0.400
4	1119	Dennis Zaremski	Stanford	6.500	8.550	..	15.050	0.650
5T	319	Mike Wilner	Illinois	6.300	8.700	..	15.000	0.700
5T	1011	Trevor Howard	Penn State	6.400	8.600	..	15.000	0.700
7T	410	Matt Loochtan	Iowa	6.200	8.750	..	14.950	0.750
7T	1313	Ryan Ponce	Springfield	6.500	8.450	..	14.950	0.750
7T	1018	Alexis Torres	Penn State	6.600	8.350	..	14.950	0.750
10	813	Drew Moling	Ohio State	6.100	8.750	..	14.850	0.850
11	713	Robbie Kocks	Nebraska	6.100	8.700	..	14.800	0.900
12*	515	Sam Mikulak	Michigan	6.100	8.650	..	14.750	0.950
12*	502	Alex Bubnov	Michigan	6.100	8.650	..	14.750	0.950
14	519	Paul Rizkalla Jr.	Michigan	6.100	8.600	..	14.700	1.000
15	509	Jordan Gaarenstroom	Michigan	6.200	8.450	..	14.650	1.050
16	404	Jack Boyle	Iowa	6.400	8.200	..	14.600	1.100
17	812	Sean Melton	Ohio State	5.600	8.950	..	14.550	1.150
18T	902	Danny Berardini	Oklahoma	5.400	9.100	..	14.500	1.200
18T	308	Andrew Margolis	Illinois	5.500	9.000	..	14.500	1.200
18T	805	Will Jeffreys	Ohio State	5.900	8.600	..	14.500	1.200
18T	1109	Michael Levy	Stanford	6.000	8.500	..	14.500	1.200
22T	815	Alex Nork	Ohio State	5.700	8.750	..	14.450	1.250
22T	604	Zack Chase	Minnesota	6.100	8.350	..	14.450	1.250
24	104	Gared Chapman	Air Force	6.300	8.100	..	14.400	1.300
25	508	Matt Freeman	Michigan	5.900	8.450	..	14.350	1.350
26T	217	Kyle Zemeir	California	5.600	8.700	..	14.300	1.400
26T	1103	Brandon Beckhardt	Stanford	5.900	8.400	..	14.300	1.400
28T	809	Jake Martin	Ohio State	5.500	8.750	..	14.250	1.450
28T	1112	Akash Modi	Stanford	5.700	8.550	..	14.250	1.450
30T	905	Presten Ellsworth	Oklahoma	5.100	9.100	..	14.200	1.500
30T	312	Cameron Rogers	Illinois	5.300	8.900	..	14.200	1.500
32	907	Thao Viet Hoang	Oklahoma	5.500	8.650	..	14.150	1.550
33T	1104	Jordan DeClerk	Stanford	5.100	9.000	..	14.100	1.600
33T	1004	Leroy Clarke, Jr.	Penn State	5.700	8.400	..	14.100	1.600
33T	909	Kanji Oyama	Oklahoma	5.800	8.300	..	14.100	1.600
36	310	Max Mayr	Illinois	5.300	8.700	..	14.000	1.700
37	1016	Néstor Rodríguez	Penn State	6.200	7.750	..	13.950	1.750
38	611	Ellis Mannon	Minnesota	5.100	8.750	..	13.850	1.850
39	118	Tim Wang	Air Force	5.000	8.400	..	13.400	2.300
40	201	Donothan Bailey	California	5.500	7.650	..	13.150	2.550
41	1010	Craig Hernandez	Penn State	5.500	7.600	..	13.100	2.600
42	703	Wyatt Aycok	Nebraska	5.500	7.450	..	12.950	2.750

2014 NCAA Championships - Finals

Event Results - Vault

Apr 11, 2014



Rank	Num	Name	Gym	Diff	Exec	ND	Score	Out
1	515	Sam Mikulak	Michigan	5.700	9.600	..	15.300	0.000
2	915	Alec Robin	Oklahoma	5.700	9.550	..	15.250	0.050
3*	918	Colin Van Wicklen	Oklahoma	5.600	9.600	..	15.200	0.100
3*	715	Grant Perdue	Nebraska	5.600	9.600	..	15.200	0.100
5*	823	Jeff Treleaven	Ohio State	5.600	9.550	..	15.150	0.150
5*	1116	Sean Senters	Stanford	5.600	9.550	..	15.150	0.150
5*	604	Zack Chase	Minnesota	5.600	9.550	..	15.150	0.150
5*	812	Sean Melton	Ohio State	5.600	9.550	..	15.150	0.150
9*	518	Tristian Perez-Rivera	Michigan	5.600	9.450	..	15.050	0.250
9*	303	Chandler Eggleston	Illinois	5.600	9.450	..	15.050	0.250
11T	503	Syque Caesar	Michigan	5.300	9.700	..	15.000	0.300
11*	1204	Neal Courter	W&M	5.600	9.400	..	15.000	0.300
11*	905	Presten Ellsworth	Oklahoma	5.600	9.400	..	15.000	0.300
14T	919	Raymond White	Oklahoma	5.300	9.650	..	14.950	0.350
14T	1115	Taylor Seaton	Stanford	5.600	9.450	-0.1	14.950	0.350
14T	209	Jeffrey Langenstein	California	5.600	9.350	..	14.950	0.350
17T	1112	Akash Modi	Stanford	5.600	9.350	-0.1	14.850	0.450
17T	809	Jake Martin	Ohio State	5.600	9.250	..	14.850	0.450
19T	703	Wyatt Aycock	Nebraska	5.300	9.500	..	14.800	0.500
19T	1011	Trevor Howard	Penn State	5.600	9.200	..	14.800	0.500
21	501	Konner Ackerman	Michigan	5.600	9.250	-0.1	14.750	0.550
22	810	Larry Mayer	Ohio State	5.600	9.200	-0.1	14.700	0.600
23T	212	Ryan Patterson	California	5.200	9.400	..	14.600	0.700
23T	909	Kanji Oyama	Oklahoma	5.600	9.100	-0.1	14.600	0.700
25*	1018	Alexis Torres	Penn State	5.200	9.350	..	14.550	0.750
25*	1102	Kevin Baker	Stanford	5.200	9.350	..	14.550	0.750
25*	217	Kyle Zemeir	California	5.200	9.350	..	14.550	0.750
25T	306	Fred Hartville	Illinois	5.600	9.250	-0.3	14.550	0.750
29	811	Logan Melander	Ohio State	5.200	9.200	..	14.400	0.900
30T	312	Cameron Rogers	Illinois	5.200	9.150	-0.1	14.250	1.050
30*	1017	Ismael Sanabria	Penn State	5.200	9.050	..	14.250	1.050
30*	318	Alex Varga	Illinois	5.200	9.050	..	14.250	1.050
33	404	Jack Boyle	Iowa	4.900	9.300	..	14.200	1.100
34*	307	C.J. Maestas	Illinois	5.200	8.900	..	14.100	1.200
34*	201	Donothan Bailey	California	5.200	8.900	..	14.100	1.200
34T	519	Paul Rizkalla Jr.	Michigan	5.600	8.500	..	14.100	1.200
37	1006	Tristan Duverglas	Penn State	6.000	8.300	-0.3	14.000	1.300
38	1316	Kip Webber	Army	5.600	8.350	..	13.950	1.350
39	1109	Michael Levy	Stanford	5.200	9.000	-0.3	13.900	1.400
40	118	Tim Wang	Air Force	5.200	8.750	-0.1	13.850	1.450
41	1008	Matthew Felleman	Penn State	5.600	8.000	..	13.600	1.700
42	611	Ellis Mannon	Minnesota	5.200	8.100	-0.3	13.000	2.300

2014 NCAA Championships - Finals

Event Results - P Bars

Apr 11, 2014



Rank	Num	Name	Gym	Diff	Exec	ND	Score	Out
1	515	Sam Mikulak	Michigan	6.400	9.650	..	16.050	0.000
2	1112	Akash Modi	Stanford	6.200	9.350	..	15.550	0.500
3	1011	Trevor Howard	Penn State	6.300	9.200	..	15.500	0.550
4	1119	Dennis Zaremski	Stanford	6.100	9.200	..	15.300	0.750
5	812	Sean Melton	Ohio State	6.500	8.750	..	15.250	0.800
6T	317	Jordan Valdez	Illinois	5.800	9.400	..	15.200	0.850
6T	503	Syque Caesar	Michigan	6.300	8.900	..	15.200	0.850
8	902	Danny Berardini	Oklahoma	5.900	9.250	..	15.150	0.900
9T	607	Matt Frey	Minnesota	5.900	9.200	..	15.100	0.950
9T	1108	Brian Knott	Stanford	6.000	9.100	..	15.100	0.950
11	512	Nick Hunter	Michigan	6.200	8.850	..	15.050	1.000
12*	703	Wyatt Aycok	Nebraska	5.800	9.200	..	15.000	1.050
12*	611	Ellis Mannon	Minnesota	5.800	9.200	..	15.000	1.050
14	808	Misha Koudinov	Ohio State	6.100	8.850	..	14.950	1.100
15	217	Kyle Zemeir	California	6.200	8.700	..	14.900	1.150
16T	506	Stacey Ervin	Michigan	5.500	9.350	..	14.850	1.200
16T	1016	Néstor Rodríguez	Penn State	6.000	8.850	..	14.850	1.200
18*	509	Jordan Gaarenstroom	Michigan	5.800	9.000	..	14.800	1.250
18*	608	Steve Jaciuk	Minnesota	5.800	9.000	..	14.800	1.250
18T	113	Josh Ramos	Air Force	6.100	8.700	..	14.800	1.250
21	311	Joey Peters	Illinois	5.500	9.250	..	14.750	1.300
22T	905	Presten Ellsworth	Oklahoma	5.500	9.200	..	14.700	1.350
22T	1211	Sam Patterson	W&M	5.600	9.100	..	14.700	1.350
22T	913	Sergey Resnick	Oklahoma	5.800	8.900	..	14.700	1.350
25	1103	Brandon Beckhardt	Stanford	5.500	9.100	..	14.600	1.450
26	903	Allan Bower	Oklahoma	5.600	8.950	..	14.550	1.500
27*	1206	Landon Funicello	W&M	5.700	8.800	..	14.500	1.550
27*	201	Donothan Bailey	California	5.700	8.800	..	14.500	1.550
27T	310	Max Mayr	Illinois	5.800	8.700	..	14.500	1.550
30	1009	Preston Gall	Penn State	5.700	8.750	..	14.450	1.600
31	404	Jack Boyle	Iowa	6.300	8.100	..	14.400	1.650
32	1117	Chris Turner	Stanford	5.400	8.950	..	14.350	1.700
33	307	C.J. Maestas	Illinois	5.700	8.600	..	14.300	1.750
34	806	Alex Johnson	Ohio State	5.600	8.650	..	14.250	1.800
35	312	Cameron Rogers	Illinois	5.200	9.000	..	14.200	1.850
36	1002	Wasef Burbar	Penn State	5.600	8.400	..	14.000	2.050
37	1004	Leroy Clarke, Jr.	Penn State	5.500	8.100	..	13.600	2.450
38	916	Jacoby Rubin	Oklahoma	5.500	8.000	..	13.500	2.550
39	118	Tim Wang	Air Force	5.500	7.950	..	13.450	2.600
40	809	Jake Martin	Ohio State	5.700	7.400	..	13.100	2.950
41	815	Alex Nork	Ohio State	5.500	6.750	..	12.250	3.800
42	401	Lance Alberhasky	Iowa	5.500	6.650	..	12.150	3.900

2014 NCAA Championships - Finals

Event Results - H Bar

Apr 11, 2014



Rank	Num	Name	Gym	Diff	Exec	ND	Score	Out
1	317	Jordan Valdez	Illinois	5.800	9.400	..	15.200	0.000
2	809	Jake Martin	Ohio State	6.200	8.950	..	15.150	0.050
3	409	Mitchell Landau	Iowa	5.900	9.200	..	15.100	0.100
4	818	Andrew Rickly	Ohio State	6.100	8.850	..	14.950	0.250
5	503	Syque Caesar	Michigan	6.100	8.750	..	14.850	0.350
6T	608	Steve Jaciuk	Minnesota	5.800	9.000	..	14.800	0.400
6T	812	Sean Melton	Ohio State	6.100	8.700	..	14.800	0.400
8	902	Danny Berardini	Oklahoma	5.700	9.050	..	14.750	0.450
9	904	William Clement	Oklahoma	5.800	8.900	..	14.700	0.500
10T	711	Louis Klein	Nebraska	5.700	8.950	..	14.650	0.550
10T	806	Alex Johnson	Ohio State	5.800	8.850	..	14.650	0.550
12	201	Donothan Bailey	California	6.100	8.500	..	14.600	0.600
13T	107	Nick Gaudlip	Air Force	5.400	9.150	..	14.550	0.650
13*	1108	Brian Knott	Stanford	5.600	8.950	..	14.550	0.650
13*	303	Chandler Eggleston	Illinois	5.600	8.950	..	14.550	0.650
13T	1107	Paul Hichwa	Stanford	6.100	8.450	..	14.550	0.650
17T	307	C.J. Maestas	Illinois	5.700	8.800	..	14.500	0.700
17T	414	Cory Paterson	Iowa	5.800	8.700	..	14.500	0.700
17T	1112	Akash Modi	Stanford	5.900	8.600	..	14.500	0.700
20T	918	Colin Van Wicklen	Oklahoma	5.400	9.050	..	14.450	0.750
20T	311	Joey Peters	Illinois	5.600	8.850	..	14.450	0.750
22	404	Jack Boyle	Iowa	6.100	8.250	..	14.350	0.850
23	501	Konner Ackerman	Michigan	5.600	8.700	..	14.300	0.900
24T	703	Wyatt Aycok	Nebraska	5.000	9.250	..	14.250	0.950
24T	310	Max Mayr	Illinois	5.300	8.950	..	14.250	0.950
24*	217	Kyle Zemeir	California	5.500	8.750	..	14.250	0.950
24*	506	Stacey Ervin	Michigan	5.500	8.750	..	14.250	0.950
28T	611	Ellis Mannon	Minnesota	5.300	8.900	..	14.200	1.000
28T	916	Jacoby Rubin	Oklahoma	5.600	8.600	..	14.200	1.000
30	1018	Alexis Torres	Penn State	5.600	8.550	..	14.150	1.050
31	1002	Wasef Burbar	Penn State	6.100	7.950	..	14.050	1.150
32	1102	Kevin Baker	Stanford	5.700	8.300	..	14.000	1.200
33	212	Ryan Patterson	California	5.800	8.050	..	13.850	1.350
34	512	Nick Hunter	Michigan	5.800	8.000	..	13.800	1.400
35T	1011	Trevor Howard	Penn State	5.600	8.150	..	13.750	1.450
35T	1016	Néstor Rodríguez	Penn State	5.900	7.850	..	13.750	1.450
37T	911	Stanton Rehkemper	Oklahoma	5.600	7.750	..	13.350	1.850
37T	515	Sam Mikulak	Michigan	6.100	7.250	..	13.350	1.850
39	1117	Chris Turner	Stanford	5.700	7.550	..	13.250	1.950
40	118	Tim Wang	Air Force	5.500	7.700	..	13.200	2.000
41	1008	Matthew Felleman	Penn State	6.000	6.900	..	12.900	2.300
42	815	Alex Nork	Ohio State	5.500	6.750	..	12.250	2.950

NCAA Gymnastics Score Sheet

Teams: Home Ohio State Univ. Visitor Penn State Univ.

Date Apr 11, 2014 Place Crisler Center Attendance 0

	Home									Visitor										
	Name	D	1	2	3	4	nd	AVE	Name	D	1	2	3	4	nd	AVE				
FLOOR	1	Jeff Treleaven	823	5.80	9.30	9.20	8.90	9.30		15.050	1	Craig Hernandez	1010	5.90	8.60	8.60	8.70	8.50		14.500
	2	Brandán Jones	807	5.80	8.10	8.30	8.10	7.90		13.900	2	Alexis Torres	1018	6.20	9.30	9.10	9.00	8.60		15.250
	3	Sean Melton	812	6.00	8.10	7.70	7.80	8.00		13.900	3	Matthew Felleman	1008	5.80	8.90	8.80	8.80	8.90		14.650
	4	Jake Martin	809	6.10	9.10	8.80	9.20	9.20		15.250	4	Wasef Burbar	1002	5.90	8.90	8.60	8.70	9.00		14.700
	5	Danny Steiner	820	5.90	9.30	9.20	9.20	9.10		15.100	5	Trevor Howard	1011	6.80	8.70	8.20	8.50	8.50	-0.1	15.200

Floor Score: 73.200 Running Score: 73.200 Floor Score: 74.300 Running Score: 74.300

Pommel	1	Misha Koudinov	808	5.60	8.50	8.20	8.50	8.40		14.050	1	Leroy Clarke, Jr.	1004	5.70	8.10	8.20	7.80	7.70		13.650
	2	Brandán Jones	807	5.70	7.80	8.20	8.00	8.20		13.800	2	Néstor Rodríguez	1016	5.90	8.70	8.50	8.60	8.80		14.550
	3	Jake Martin	809	6.20	7.80	7.90	8.20	8.10		14.200	3	Adrian Evans	1007	5.60	8.60	8.50	8.80	8.80		14.300
	4	Sean Melton	812	6.10	8.50	8.70	8.70	8.60		14.750	4	Preston Gall	1009	5.90	8.40	8.60	8.40	8.60		14.400
	5	Michael Newburger	814	6.20	8.80	9.00	8.90	8.80		15.050	5	Craig Hernandez	1010	6.30	8.90	9.10	9.10	8.90		15.300

Pommel Score: 71.850 Running Score: 145.050 Pommel Score: 72.200 Running Score: 146.500

Rings	1	Alex Nork	815	5.70	8.80	8.70	8.70	8.80		14.450	1	Leroy Clarke, Jr.	1004	5.70	8.50	8.40	8.10	8.40		14.100
	2	Will Jeffreys	805	5.90	8.60	8.60	8.40	8.60		14.500	2	Néstor Rodríguez	1016	6.20	7.70	8.00	7.50	7.80		13.950
	3	Jake Martin	809	5.50	8.80	8.80	8.70	8.60		14.250	3	Alexis Torres	1018	6.60	8.20	8.30	8.40	8.60		14.950
	4	Sean Melton	812	5.60	9.00	8.90	9.00	8.90		14.550	4	Trevor Howard	1011	6.40	8.50	8.60	8.60	8.70		15.000
	5	Drew Moling	813	6.10	8.60	8.70	9.00	8.80		14.850	5	Craig Hernandez	1010	5.50	7.60	7.30	7.60	7.70		13.100

Rings Score: 72.600 Running Score: 217.650 Rings Score: 71.100 Running Score: 217.600

Vault	1	Logan Melander	811	5.20	9.20	9.30	9.10	9.20		14.400	1	Ismael Sanabria	1017	5.20	9.10	8.90	9.00	9.10		14.250
	2	Larry Mayer	810	5.60	9.30	9.30	9.00	9.10	-0.1	14.700	2	Alexis Torres	1018	5.20	9.40	9.50	9.30	9.20		14.550
	3	Jeff Treleaven	823	5.60	9.50	9.60	9.30	9.60		15.150	3	Matthew Felleman	1008	5.60	7.80	8.00	8.20	8.00		13.600
	4	Jake Martin	809	5.60	9.30	9.20	9.50	9.20		14.850	4	Trevor Howard	1011	5.60	9.20	9.20	9.30	9.20		14.800
	5	Sean Melton	812	5.60	9.40	9.50	9.60	9.60		15.150	5	Tristan Duverglas	1006	6.00	8.10	8.40	8.50	8.20	-0.3	14.000

Vault Score: 74.250 Running Score: 291.900 Vault Score: 71.200 Running Score: 288.800

P. Bar	1	Alex Johnson	806	5.60	8.70	8.60	8.60	8.90		14.250	1	Wasef Burbar	1002	5.60	8.40	8.20	8.50	8.40		14.000
	2	Alex Nork	815	5.50	6.70	6.80	6.50	7.10		12.250	2	Leroy Clarke, Jr.	1004	5.50	8.10	8.10	7.50	8.40		13.600
	3	Misha Koudinov	808	6.10	9.00	8.70	8.90	8.80		14.950	3	Preston Gall	1009	5.70	9.10	8.80	8.70	8.70		14.450
	4	Jake Martin	809	5.70	7.40	7.40	7.40	7.80		13.100	4	Néstor Rodríguez	1016	6.00	8.80	8.90	8.70	9.10		14.850
	5	Sean Melton	812	6.50	8.70	8.60	8.80	9.00		15.250	5	Trevor Howard	1011	6.30	9.20	9.00	9.20	9.20		15.500

P. Bar Score: 69.800 Running Score: 361.700 P. Bar Score: 72.400 Running Score: 361.200

H. Bar	1	Alex Johnson	806	5.80	9.00	8.70	8.80	8.90		14.650	1	Trevor Howard	1011	5.60	7.90	8.10	8.30	8.20		13.750
	2	Andrew Rickly	818	6.10	8.70	8.80	8.90	9.00		14.950	2	Alexis Torres	1018	5.60	8.40	8.40	8.70	8.70		14.150
	3	Alex Nork	815	5.50	6.70	6.60	6.80	7.00		12.250	3	Matthew Felleman	1008	6.00	7.10	6.80	6.80	7.00		12.900
	4	Jake Martin	809	6.20	9.20	8.80	9.00	8.90		15.150	4	Wasef Burbar	1002	6.10	7.90	7.80	8.00	8.00		14.050
	5	Sean Melton	812	6.10	8.80	8.80	8.60	8.60		14.800	5	Néstor Rodríguez	1016	5.90	7.80	7.70	7.90	8.10		13.750

H. Bar Score: 71.800 Running Score: 433.500 H. Bar Score: 68.600 Running Score: 429.800

Final Team Score: **433.500**

Final Team Score: **429.800**

All-Arounders

All-Arounders

	Martin	Melton	Howard
FX	15.250	13.900	15.200
PH	14.200	14.750	10.850
SR	14.250	14.550	15.000
VT	14.850	15.150	14.800
PB	13.100	15.250	15.500
HB	15.150	14.800	13.750
AA	86.800	88.400	85.100

Judge's Signatures *FX Craig Nesbitt, Devin DeBa *PH Ron Hill, Tom Kutz *SR Dan Bachman, Adam Hatter *VT Bob Cass, Justin Kreit *PB Chris Adams, Dave Johnso *HB Greg Kester, Evan Shaw

* Head Judge FX Aaron Fortunato, Ben Fox PH Luke Baiungo, Jeremy Bour SR Greg Osborne, Mike Heber VT Bob Whitney, Peter Graber PB Reid Holbrook, Mike Hosko HB Jonathan Conrad, David Eat

Coach's Signature _____ Coach's Signature _____

NCAA Gymnastics Score Sheet

Teams: Home Stanford Univ.

Visitor Univ. Of Illinois

Date Apr 11, 2014

Place Crisler Center

Attendance 0

		Name	D	1	2	3	4	nd	AVE	Name	D	1	2	3	4	nd	AVE
F L O O R	1	Taylor Seaton 1115	5.60	8.60	8.00	8.40	8.40		14.000	1	Fred Hartville 306	5.40	8.70	8.90	9.00	8.70	14.200
	2	Sean Senters 1116	6.10	9.40	9.20	9.30	9.10		15.350	2	Cameron Rogers 312	5.80	8.60	8.80	8.90	8.90	14.650
	3	Paul Hichwa 1107	5.60	8.90	8.90	9.00	8.90		14.500	3	Alex Varga 318	5.90	7.80	7.60	7.60	8.00	13.600
	4	Akash Modi 1112	6.20	8.60	8.70	8.80	8.60		14.850	4	C.J. Maestas 307	6.30	8.90	9.00	9.10	9.20	15.350
	5	Michael Levy 1109	6.10	9.40	9.10	9.30	9.40		15.450	5	Chandler Eggleston 303	6.20	9.00	9.20	9.10	9.10	15.300

Floor Score: **74.150** Running Score: **74.150** Floor Score: **73.100** Running Score: **73.100**

P O M M E L	1	David Frankl 1106	5.10	8.30	8.60	8.60	8.50		13.650	1	Logan Bradley 302	5.70	9.20	9.40	9.40	9.20	15.000
	2	Andrew Misiolek 1111	5.70	7.90	7.70	7.70	7.80		13.450	2	Cole Smith 314	5.60	8.00	8.00	8.00	8.10	13.600
	3	Brian Knott 1108	5.80	9.10	9.00	9.10	9.00		14.850	3	Jacob Tilsley 316	5.40	7.30	7.40	7.00	7.20	12.650
	4	Akash Modi 1112	6.00	9.20	9.20	9.10	9.20		15.200	4	Matt Foster 304	5.90	9.00	9.00	9.10	8.80	14.900
	5	Chris Turner 1117	6.00	7.60	7.90	7.70	7.50		13.650	5	Chad Mason 309	5.90	9.00	9.20	9.20	8.90	15.000

Pommel Score: **70.800** Running Score: **144.950** Pommel Score: **71.150** Running Score: **144.250**

R I N G S	1	Jordan DeClerk 1104	5.10	9.10	9.10	8.90	8.90		14.100	1	Cameron Rogers 312	5.30	8.90	8.90	8.80	8.90	14.200
	2	Akash Modi 1112	5.70	8.70	8.60	8.50	8.50		14.250	2	Max Mavr 310	5.30	8.70	8.80	8.70	8.70	14.000
	3	Brandon Beckhardt 1103	5.90	8.40	8.40	8.10	8.40		14.300	3	Andrew Margolis 308	5.50	9.00	9.00	9.00	9.00	14.500
	4	Michael Levy 1109	6.00	8.60	8.50	8.50	8.40		14.500	4	Mike Wilner 319	6.30	8.70	8.90	8.70	8.60	15.000
	5	Dennis Zaremski 1119	6.50	8.30	8.50	8.60	8.60		15.050	5	C.J. Maestas 307	6.70	8.40	8.50	8.70	8.80	15.300

Rings Score: **72.200** Running Score: **217.150** Rings Score: **73.000** Running Score: **217.250**

V A U L T	1	Kevin Baker 1102	5.20	9.40	9.50	9.30	9.30		14.550	1	Alex Varga 318	5.20	9.10	9.20	9.00	9.00	14.250	
	2	Michael Levy 1109	5.20	9.00	9.00	9.10	8.90	-0.3	13.900	2	Cameron Rogers 312	5.20	9.30	9.30	9.00	9.00	-0.1	14.250
	3	Akash Modi 1112	5.60	9.50	9.30	9.30	9.40	-0.1	14.850	3	C.J. Maestas 307	5.20	9.00	8.70	8.80	9.00	14.100	
	4	Taylor Seaton 1115	5.60	9.40	9.50	9.50	9.30	-0.1	14.950	4	Fred Hartville 306	5.60	9.20	9.40	9.30	9.00	-0.3	14.550
	5	Sean Senters 1116	5.60	9.60	9.40	9.60	9.50		15.150	5	Chandler Eggleston 303	5.60	9.40	9.50	9.40	9.50	15.050	

Vault Score: **73.400** Running Score: **290.550** Vault Score: **72.200** Running Score: **289.450**

P B A R	1	Chris Turner 1117	5.40	9.00	8.80	9.20	8.90		14.350	1	Cameron Rogers 312	5.20	8.80	9.10	8.90	9.10	14.200
	2	Brandon Beckhardt 1103	5.50	9.00	9.20	9.00	9.20		14.600	2	Joey Peters 311	5.50	9.20	9.30	9.20	9.40	14.750
	3	Brian Knott 1108	6.00	9.00	9.20	8.80	9.20		15.100	3	Max Mavr 310	5.80	8.80	8.30	8.60	8.80	14.500
	4	Akash Modi 1112	6.20	9.30	9.40	9.60	9.20		15.550	4	C.J. Maestas 307	5.70	8.60	8.60	8.60	8.90	14.300
	5	Dennis Zaremski 1119	6.10	9.10	9.30	9.10	9.40		15.300	5	Jordan Valdez 317	5.80	9.40	9.40	9.40	9.30	15.200

P. Bar Score: **74.900** Running Score: **365.450** P. Bar Score: **72.950** Running Score: **362.400**

H B A R	1	Chris Turner 1117	5.70	7.60	7.70	7.50	7.20		13.250	1	Max Mavr 310	5.30	8.90	8.80	9.00	9.00	14.250
	2	Kevin Baker 1102	5.70	8.30	8.20	8.30	8.60		14.000	2	Joey Peters 311	5.60	8.80	8.70	8.90	9.00	14.450
	3	Akash Modi 1112	5.90	8.70	8.50	8.80	8.50		14.500	3	Chandler Eggleston 303	5.60	8.70	9.00	8.90	9.10	14.550
	4	Brian Knott 1108	5.60	9.00	8.90	9.00	8.90		14.550	4	C.J. Maestas 307	5.70	8.90	8.70	8.90	8.70	14.500
	5	Paul Hichwa 1107	6.10	8.60	8.40	8.50	8.30		14.550	5	Jordan Valdez 317	5.80	9.50	9.30	9.40	9.40	15.200

H. Bar Score: **70.850** Running Score: **436.300** H. Bar Score: **72.950** Running Score: **435.350**

Final Team Score: **436.300**

Final Team Score: **435.350**

All-Arounders

FX	Modi	14.850				
PH		15.200				
SR		14.250				
VT		14.850				
PB		15.550				
HB		14.500				
AA		89.200				

All-Arounders

Maestas	15.350				
	13.500				
	15.300				
	14.100				
	14.300				
	14.500				
	87.050				

Judge's Signatures * FX Craig Nesbitt, Devin DeBa * PH Ron Hill, Tom Kutz * SR Dan Bachman, Adam Hatter * VT Bob Cass, Justin Kreit * PB Chris Adams, Dave Johnso * HB Greg Kester, Evan Shaw
 * Head Judge FX Aaron Fortunato, Ben Fox PH Luke Baiungo, Jeremy Bour SR Greg Osborne, Mike Heber VT Bob Whitney, Peter Graber PB Reid Holbrook, Mike Hosko HB Jonathan Conrad, David Eat
 Coach's Signature _____ Coach's Signature _____

NCAA Gymnastics Score Sheet

Teams: Home Univ. Of Michigan

Visitor Univ. Of Oklahoma

Date Apr 11, 2014

Place Crisler Center

Attendance 0

Name		D	1	2	3	4	nd	AVE	Name		D	1	2	3	4	nd	AVE
FLOOR	1 Hub Humphrey 511	6.00	9.20	9.30	9.10	9.10		15.150	1 Presten Ellsworth 905	5.80	9.00	9.20	9.40	9.40		15.100	
	2 Tristian Perez-Rivera 518	6.00	8.50	8.70	9.20	9.00		14.850	2 Colin Van Wicklen 918	5.90	9.50	9.40	9.30	9.40		15.300	
	3 Syque Caesar 503	5.80	8.90	8.90	8.90	9.10		14.700	3 Kanji Oyama 909	6.20	9.40	9.10	9.30	9.50		15.550	
	4 Stacey Ervin 506	6.30	8.90	9.10	9.00	9.00		15.300	4 Alec Robin 915	6.10	9.20	9.10	9.10	9.30		15.250	
	5 Sam Mikulak 515	6.40	9.70	9.70	9.60	9.60		16.050	5 Raymond White 919	5.90	9.00	8.90	9.00	9.20		14.900	

Floor Score: 76.050 Running Score: 76.050 Floor Score: 76.100 Running Score: 76.100

POMMEL	1 Nolan Novak 516	6.10	8.60	8.70	8.80	8.90		14.850	1 Allan Bower 903	5.60	9.00	9.10	9.10	9.20		14.700
	2 Matt Freeman 508	6.00	8.90	8.70	9.00	9.10		14.950	2 Alec Robin 915	5.80	8.60	8.60	8.60	8.50		14.400
	3 Nick Hunter 512	5.80	9.00	9.20	9.10	9.20		14.950	3 Sergey Resnick 913	5.90	8.30	8.40	8.20	8.50		14.250
	4 Dylan James 513	5.70	8.90	9.00	9.10	9.10		14.750	4 Raymond White 919	5.70	9.00	9.20	9.20	9.30		14.900
	5 Sam Mikulak 515	6.10	9.50	9.40	9.50	9.60		15.600	5 Michael Reid 912	6.00	9.50	9.60	9.60	9.60		15.600

Pommel Score: 75.100 Running Score: 151.150 Pommel Score: 73.850 Running Score: 149.950

RINGS	1 Paul Rizkalla Jr. 519	6.10	8.40	8.60	8.60	8.60		14.700	1 Thao Viet Hoang 907	5.50	8.60	8.70	8.70	8.60		14.150
	2 Matt Freeman 508	5.90	8.70	8.50	8.40	8.40		14.350	2 Danny Berardini 902	5.40	9.20	9.10	9.00	9.10		14.500
	3 Jordan Gaarenstroom 509	6.20	8.40	8.70	8.40	8.50		14.650	3 Presten Ellsworth 905	5.10	9.20	9.10	9.10	8.90		14.200
	4 Alex Bubnov 502	6.10	8.70	8.90	8.50	8.60		14.750	4 Kanji Oyama 909	5.80	8.30	8.50	8.30	8.20		14.100
	5 Sam Mikulak 515	6.10	8.70	8.70	8.40	8.60		14.750	5 Michael Squires 917	6.60	8.90	9.10	9.10	9.10		15.700

Rings Score: 73.200 Running Score: 224.350 Rings Score: 72.650 Running Score: 222.600

VAULT	1 Syque Caesar 503	5.30	9.70	9.70	9.70	9.60		15.000	1 Raymond White 919	5.30	9.60	9.50	9.70	9.70		14.950
	2 Paul Rizkalla Jr. 519	5.60	8.40	8.60	8.60	8.20		14.100	2 Kanji Oyama 909	5.60	9.20	9.10	9.10	9.10	-0.1	14.600
	3 Tristian Perez-Rivera 518	5.60	9.40	9.40	9.60	9.50		15.050	3 Presten Ellsworth 905	5.60	9.40	9.40	9.40	9.40		15.000
	4 Konner Ackerman 501	5.60	9.30	9.20	9.30	9.20	-0.1	14.750	4 Alec Robin 915	5.70	9.50	9.50	9.60	9.60		15.250
	5 Sam Mikulak 515	5.70	9.50	9.60	9.70	9.60		15.300	5 Colin Van Wicklen 918	5.60	9.60	9.60	9.60	9.40		15.200

Vault Score: 74.200 Running Score: 298.550 Vault Score: 75.000 Running Score: 297.600

P.BAR	1 Jordan Gaarenstroom 509	5.80	9.00	8.90	9.00	9.10		14.800	1 Allan Bower 903	5.60	9.00	8.80	8.90	9.00		14.550
	2 Stacey Ervin 506	5.50	9.40	9.20	9.40	9.30		14.850	2 Jacoby Rubin 916	5.50	8.10	8.20	7.90	7.90		13.500
	3 Nick Hunter 512	6.20	8.80	8.90	8.80	8.90		15.050	3 Presten Ellsworth 905	5.50	9.00	9.20	9.20	9.40		14.700
	4 Syque Caesar 503	6.30	8.80	8.90	8.90	9.00		15.200	4 Danny Berardini 902	5.90	9.30	9.10	9.30	9.20		15.150
	5 Sam Mikulak 515	6.40	9.70	9.50	9.70	9.60		16.050	5 Sergey Resnick 913	5.80	9.10	9.00	8.70	8.80		14.700

P. Bar Score: 75.950 Running Score: 374.500 P. Bar Score: 72.600 Running Score: 370.200

H.BAR	1 Konner Ackerman 501	5.60	8.80	8.70	8.70	8.50		14.300	1 Danny Berardini 902	5.70	9.10	9.10	9.00	8.80		14.750
	2 Stacey Ervin 506	5.50	8.70	8.70	8.80	8.80		14.250	2 Jacoby Rubin 916	5.60	8.60	8.40	8.60	8.60		14.200
	3 Nick Hunter 512	5.80	8.00	7.80	8.10	8.00		13.800	3 Colin Van Wicklen 918	5.40	9.20	8.90	9.00	9.10		14.450
	4 Syque Caesar 503	6.10	8.80	8.80	8.70	8.60		14.850	4 Stanton Rehkemper 911	5.60	7.80	7.70	7.50	7.90		13.350
	5 Sam Mikulak 515	6.10	7.20	7.10	7.50	7.30		13.350	5 William Clement 904	5.80	9.00	9.20	8.80	8.80		14.700

H. Bar Score: 70.550 Running Score: 445.050 H. Bar Score: 71.450 Running Score: 441.650

Final Team Score: 445.050

Final Team Score: 441.650

All-Arounders

All-Arounders

FX	Mikulak																
PH	16.050																
SR	14.750																
VT	15.300																
PB	16.050																
HB	13.350																
AA	91.100																

Judge's Signatures * FX * PH * SR * VT * PB * HB

* Head Judge Craig Nesbitt, Devin DeBa Ron Hill, Tom Kutz Dan Bachman, Adam Hatter Bob Cass, Justin Kreit Chris Adams, Dave Johnso Greg Kester, Evan Shaw

Coach's Signature Aaron Fortunato, Ben Fox Luke Baiungo, Jeremy Bour Greg Osborne, Mike Heber Bob Whitney, Peter Graber Reid Holbrook, Mike Hosko Jonathan Conrad, David Eat